

Installing **MATLAB** on Personal Machine (PC/Laptop)

Important Links:

<https://www.iitk.ac.in/cc/information/matlab-campus-wide-license-at-iit-kanpur>

<https://www.mathworks.com/academia/tah-portal/indian-institute-of-technology-kanpur-40765629.html>



Academia

[Get Software](#) | [Learn MATLAB](#) | [Teach with MATLAB](#) | [What's New](#)

MATLAB Access and Support for Everyone at

Indian Institute of Technology Kanpur



MATLAB and Simulink are

- used in 100,000+ companies from market leaders to startups
- referenced in 4 million+ research citations

Where will MATLAB and Simulink take you?

Get MATLAB and Simulink

[See list of available products](#)

Desktop. Online. Mobile.

Free through your school's license.

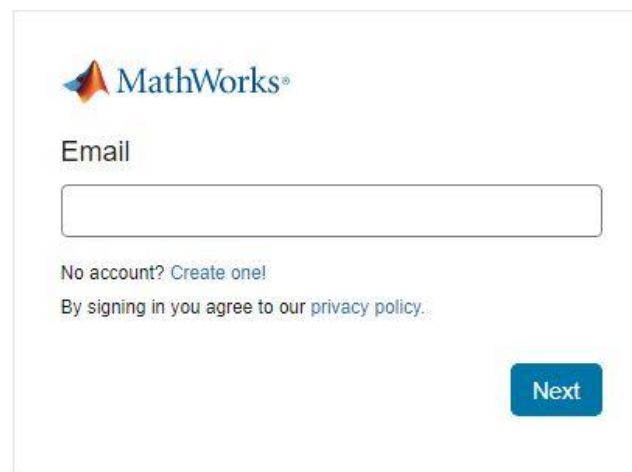
[Sign in to get started](#)

We will not sell or rent your personal contact




MathWorks Account

To download MATLAB, you must have a MathWorks Account created with your university email address.



The form contains the MathWorks logo, an email input field, a link to create an account, a privacy policy link, and a 'Next' button.

 MathWorks®

Email

[No account? Create one!](#)

[By signing in you agree to our privacy policy.](#)

[Next](#)



MathWorks Account

Create MathWorks Account

Email Address

xxx@iitk.ac.in



i To access your organization's MATLAB license, use your work or university email.

Location

India



Which best describes you?

Student



Are you at least 13 years or older?

Yes No

Cancel

Create

This site is protected by reCAPTCHA Enterprise and the Google Privacy Policy and Terms of Service apply.



MathWorks Account

To download MATLAB, you must have a MathWorks Account created with your university email address.



MathWorks®

Email

No account? [Create one!](#)

By signing in you agree to our [privacy policy](#).

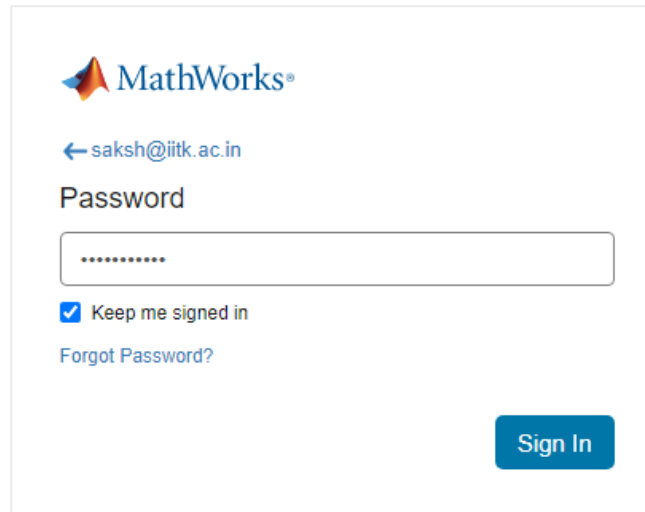
Next



MathWorks Account

To download MATLAB, you must have a MathWorks Account created with your university email address.

Remember: Your MathWorks account (Matlab) password is different than your IIT Kanpur's webmail password. You are advised to keep it different although same email is used as user-id.



MathWorks®

← saksh@iitk.ac.in

Password

Keep me signed in

[Forgot Password?](#)

[Sign In](#)



MathWorks Account

To download MATLAB, you must have a MathWorks Account created with your university email address.

You may be asked to verify your email address OR two-factor authentication if you have set it.

One Important thing is sometimes Mathworks website could not send "Verification Code" immediately so you can try by clicking "Resend Code".



A verification code has been sent to *****1992. It may take a few minutes to receive the code.

Verification code

Do not ask me again on this device.

[Resend code](#)

For additional issues contact [customer support](#)

Verify



License Center

Licenses | Trials | Prereleases

Contact support

✔ This license is already linked to your MathWorks Account.

Install and Activate Software on a Computer

- STEP 1** Download the installer to the computer you want to activate.
- STEP 2** While connected to the Internet, run the installer to download your product files and activate.

Download Installer

HELPFUL RESOURCES

View this license in the [License Center](#).

Manage your account information and your software in [My Account](#).

Read up on [installation and activation for users](#) or troubleshoot issues on the [support page](#).

Use [MATLAB Academy](#) to learn the basics and get started.

ACCESS MATLAB ON THE WEB

» [Use MATLAB Online](#)



Downloads

[FAQ](#) | [Installation and Licensing Help](#)

[Contact support](#)

Select Release

R2021a

R2020b

R2020a

[Show More](#)

Click [Show more](#) for other available versions of matlab.

R2021a

Get MATLAB and Simulink Products

Download for Windows
(227 MB)



Includes R2021a Update 5

Click here to change the Operating System e.g Linux or Mac.

About R2021a

[Latest Features](#)

[Release Notes](#)

[System Requirements](#)



Downloads

[FAQ](#) | [Installation and Licensing Help](#)

[Contact support](#)

Select Release

- ✓ R2021a
- R2020b
- R2020a
- Show More

R2021a

Get MATLAB and Simulink Products

Download for Windows
(227 MB)

Includes R2021a Update 5

Installation Instructions

1. Download and launch the installer.
2. Sign in as *saksh@iitk.ac.in*.

In addition to installing MATLAB, you can also add products to your existing installation or download product files for installation on an offline machine.

Download details:

- *matlab_R2021a_win64.exe* (227 MB; MD5: 9de6f2d4596bbe8caa1a4bb146d6f91b)


About R2021a

- [Latest Features](#)
- [Release Notes](#)
- [System Requirements](#)

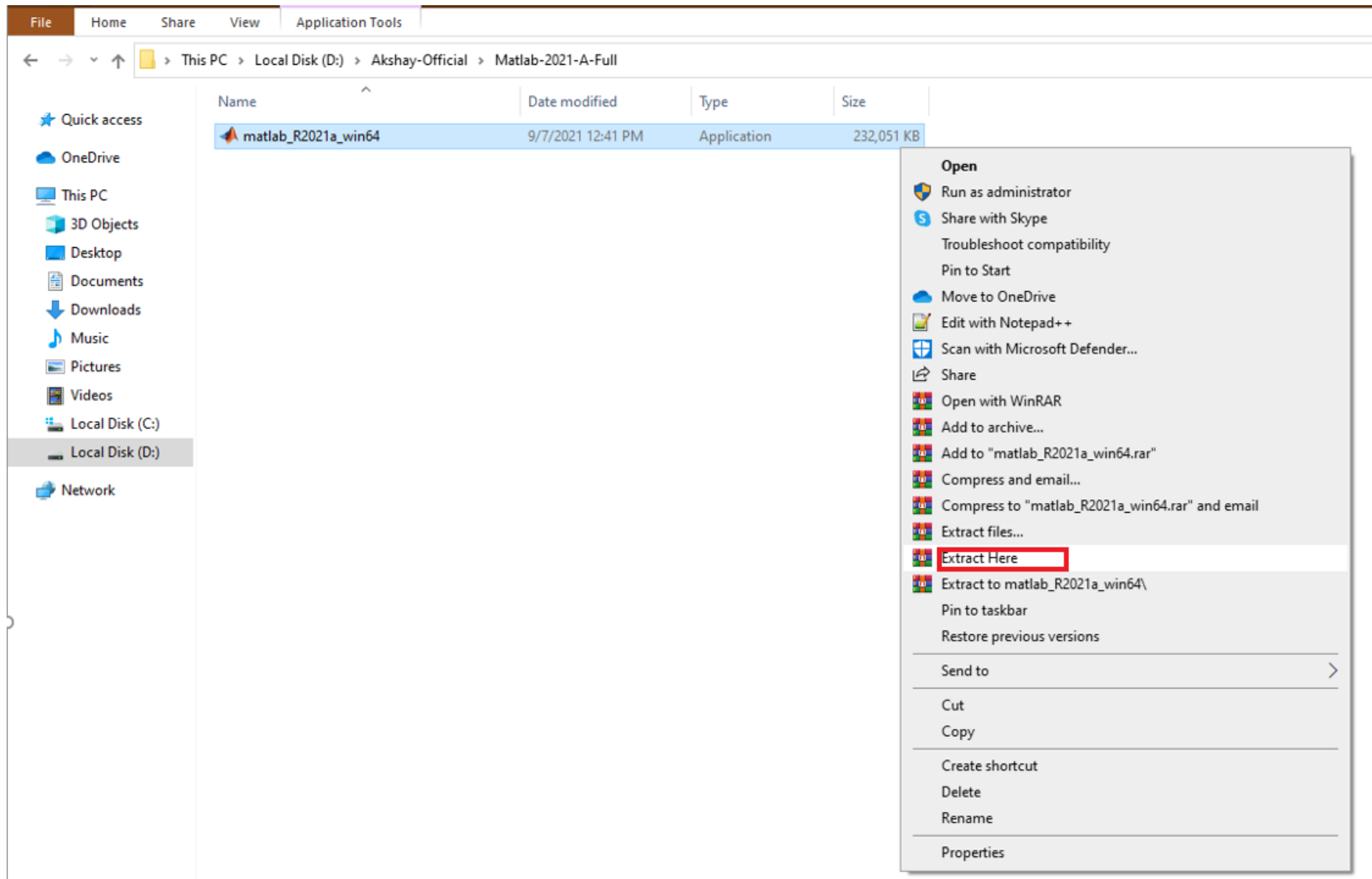
Matlab-2021-A-Full

File Home Share View

← → ↕ ↑ > This PC > Local Disk (D:) > Akshay-Official > Matlab-2021-A-Full

Name	Date modified	Type	Size
 matlab_R2021a_win64	9/7/2021 12:41 PM	Application	232,051 KB

- Quick access
- OneDrive
- This PC
 - 3D Objects
 - Desktop
 - Documents
 - Downloads
 - Music
 - Pictures
 - Videos
 - Local Disk (C:)
 - Local Disk (D:)
- Network



The screenshot shows a Windows File Explorer window with the following details:

- Address Bar:** This PC > Local Disk (D:) > Akshay-Official > Matlab-2021-A-Full
- Table of Files:**

Name	Date modified	Type	Size
matlab_R2021a_win64	9/7/2021 12:41 PM	Application	232,051 KB

The context menu is open over the selected file, listing the following options:

- Open
 - Run as administrator
 - Share with Skype
 - Troubleshoot compatibility
 - Pin to Start
 - Move to OneDrive
 - Edit with Notepad++
 - Scan with Microsoft Defender...
 - Share
 - Open with WinRAR
 - Add to archive...
 - Add to "matlab_R2021a_win64.rar"
 - Compress and email...
 - Compress to "matlab_R2021a_win64.rar" and email
 - Extract files...
 - Extract Here** (highlighted with a red box)
 - Extract to matlab_R2021a_win64\
- Pin to taskbar
- Restore previous versions
- Send to >
- Cut
- Copy
- Create shortcut
- Delete
- Rename
- Properties

← → ▾ ↑ > This PC > Local Disk (D:) > Akshay-Official > Matlab-2021-A-Full

> Quick access

> OneDrive

> This PC

> 3D Objects

> Desktop

> Documents

> Downloads

> Music

> Pictures

> Videos

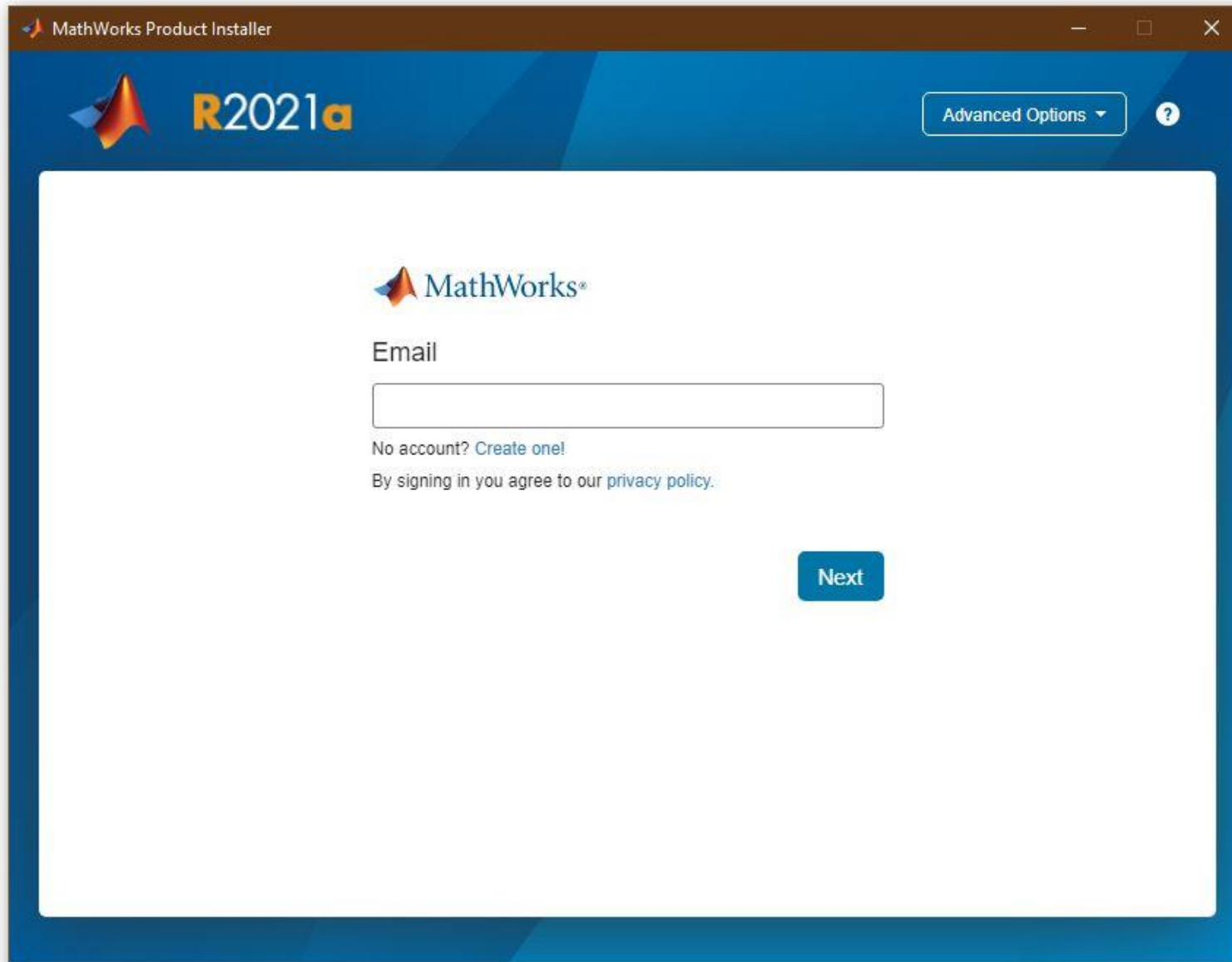
> Local Disk (C:)

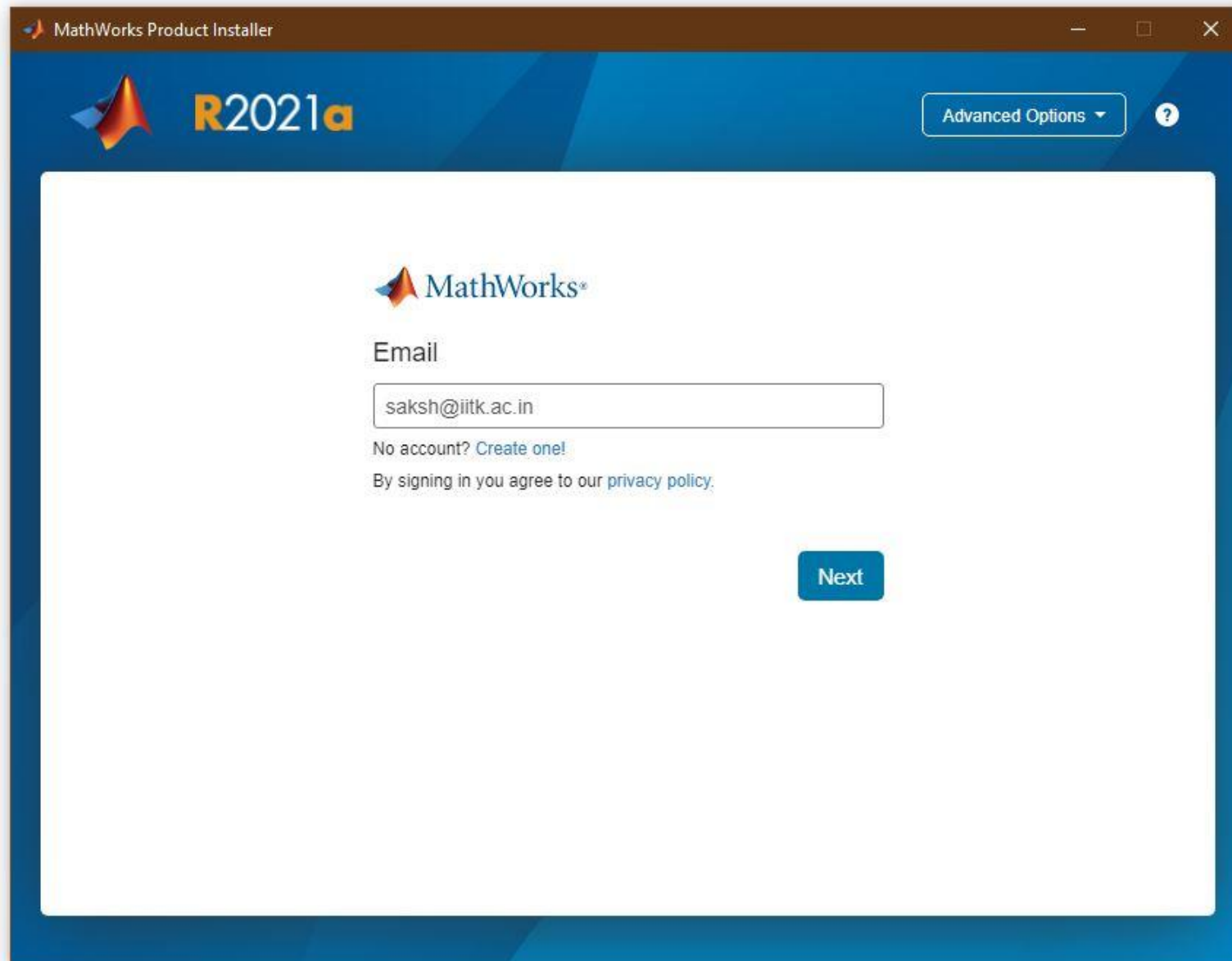
> Local Disk (D:)

> Network

Run the Setup File.

Name	Date modified	Type	Size
archives	9/7/2021 12:50 PM	File folder	
bin	9/7/2021 12:50 PM	File folder	
extern	9/7/2021 12:50 PM	File folder	
help	9/7/2021 12:50 PM	File folder	
java	9/7/2021 12:50 PM	File folder	
resources	9/7/2021 12:50 PM	File folder	
sys	9/7/2021 12:50 PM	File folder	
ui	9/7/2021 12:50 PM	File folder	
utils	9/7/2021 12:50 PM	File folder	
autorun	6/17/2006 1:20 AM	Setup Information	1 KB
installer_input	1/20/2021 4:46 AM	Text Document	9 KB
license_agreement	1/21/2021 3:04 AM	Text Document	82 KB
mathworks_installation_help	4/2/2021 12:09 PM	Adobe Acrobat D...	683 KB
mathworks_installation_help_es	2/19/2021 6:49 AM	Adobe Acrobat D...	693 KB
mathworks_installation_help_ja_JP	2/19/2021 6:49 AM	Adobe Acrobat D...	580 KB
mathworks_installation_help_ko_KR	2/19/2021 6:49 AM	Adobe Acrobat D...	691 KB
mathworks_installation_help_zh_CN	2/19/2021 6:49 AM	Adobe Acrobat D...	782 KB
matlab_R2021a_win64	9/7/2021 12:41 PM	Application	232,051 KB
patents	1/20/2021 4:12 AM	Text Document	14 KB
readme	12/19/2020 5:42 PM	Text Document	8 KB
setup	3/24/2021 1:52 AM	Application	495 KB
trademarks	12/28/2013 12:38 PM	Text Document	1 KB
VersionInfo	8/9/2021 10:01 PM	XML Document	1 KB





The image shows a screenshot of the MathWorks Product Installer window for R2021a. The window title is "MathWorks Product Installer". The interface features the MathWorks logo and "R2021a" in the top left, and "Advanced Options" and a help icon in the top right. The main content area displays the MathWorks logo, the word "Email", and a text input field containing "saksh@iitk.ac.in". Below the input field, there is a link "No account? Create one!" and a statement "By signing in you agree to our privacy policy." A blue "Next" button is positioned at the bottom right of the main content area.

MathWorks Product Installer

MathWorks® R2021a

Advanced Options ?

MathWorks®

Email


saksh@iitk.ac.in


No account? [Create one!](#)

By signing in you agree to our [privacy policy](#).

Next

MathWorks Product Installer

 **R2021a** Advanced Options ?

 MathWorks®

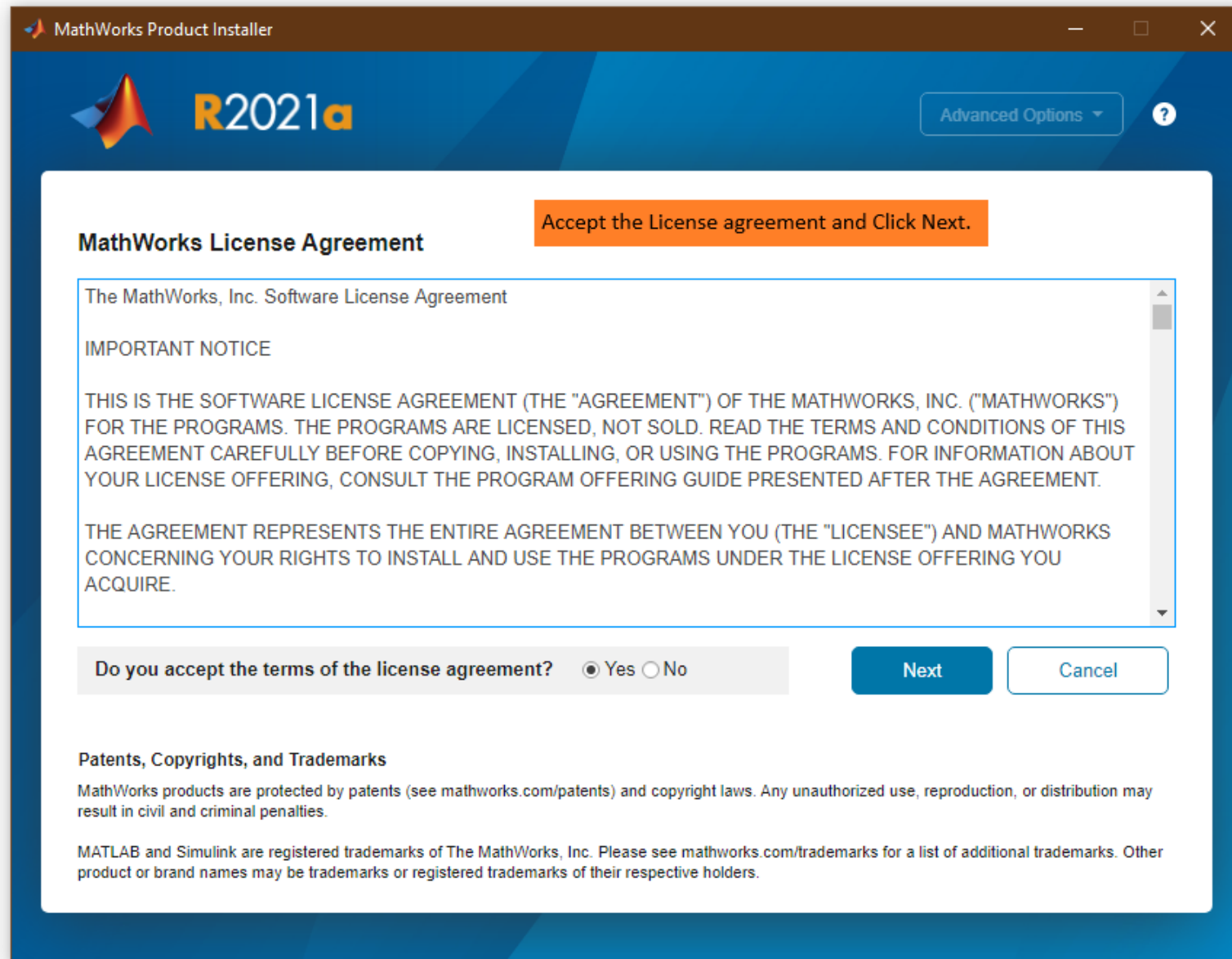
← saksh@iitk.ac.in

Password

[Forgot Password?](#)

[Sign In](#)

Enter the MathWorks Password not the IIT Kanpur's Webmail Password.



The screenshot shows the 'MathWorks Product Installer' window. At the top left is the MathWorks logo and 'R2021a'. At the top right are 'Advanced Options' and a help icon. The main content area is titled 'MathWorks License Agreement' and contains a scrollable text box with the following text:

MathWorks License Agreement Accept the License agreement and Click Next.

The MathWorks, Inc. Software License Agreement

IMPORTANT NOTICE

THIS IS THE SOFTWARE LICENSE AGREEMENT (THE "AGREEMENT") OF THE MATHWORKS, INC. ("MATHWORKS") FOR THE PROGRAMS. THE PROGRAMS ARE LICENSED, NOT SOLD. READ THE TERMS AND CONDITIONS OF THIS AGREEMENT CAREFULLY BEFORE COPYING, INSTALLING, OR USING THE PROGRAMS. FOR INFORMATION ABOUT YOUR LICENSE OFFERING, CONSULT THE PROGRAM OFFERING GUIDE PRESENTED AFTER THE AGREEMENT.

THE AGREEMENT REPRESENTS THE ENTIRE AGREEMENT BETWEEN YOU (THE "LICENSEE") AND MATHWORKS CONCERNING YOUR RIGHTS TO INSTALL AND USE THE PROGRAMS UNDER THE LICENSE OFFERING YOU ACQUIRE.

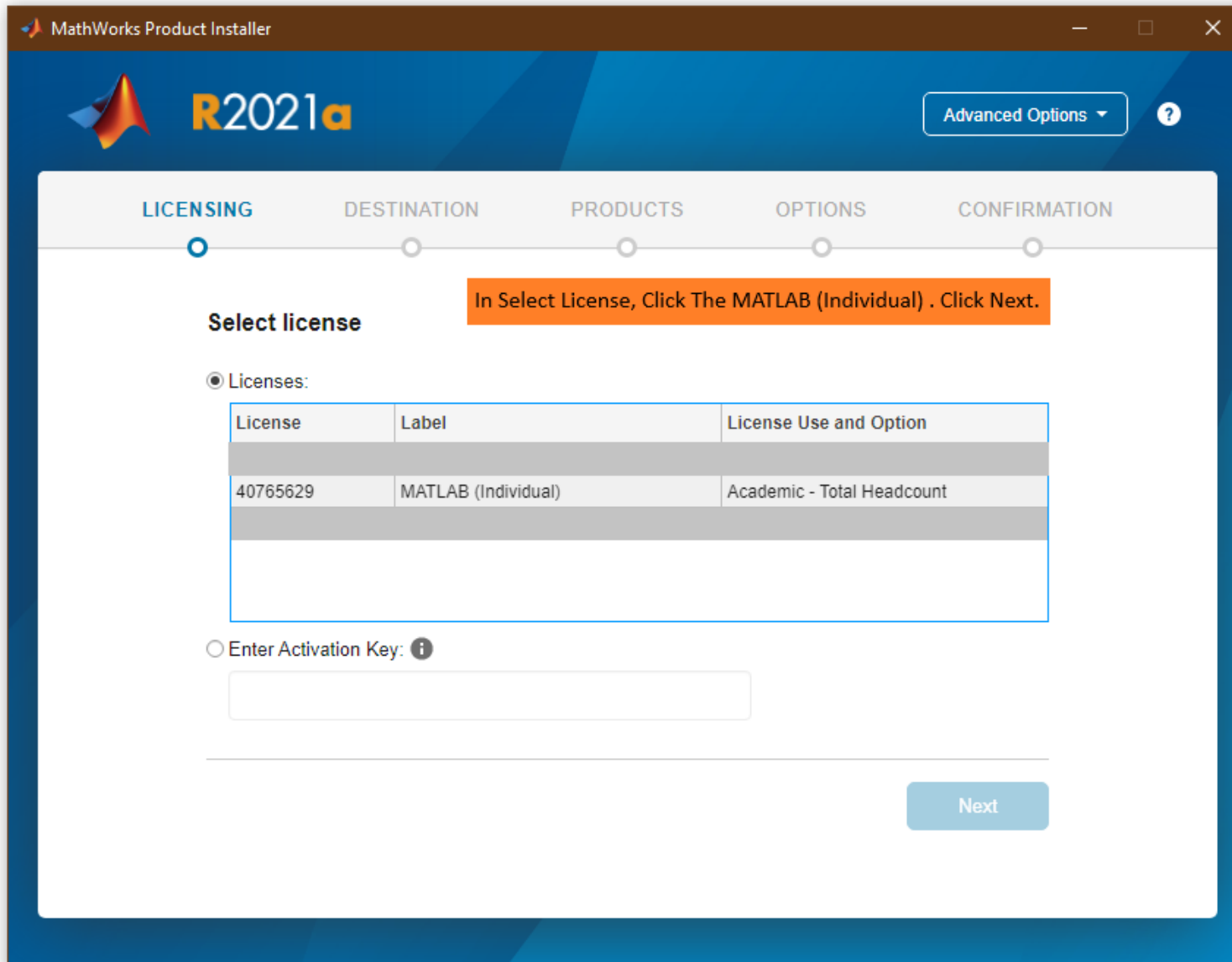
Do you accept the terms of the license agreement? Yes No

Next **Cancel**

Patents, Copyrights, and Trademarks

MathWorks products are protected by patents (see mathworks.com/patents) and copyright laws. Any unauthorized use, reproduction, or distribution may result in civil and criminal penalties.

MATLAB and Simulink are registered trademarks of The MathWorks, Inc. Please see mathworks.com/trademarks for a list of additional trademarks. Other product or brand names may be trademarks or registered trademarks of their respective holders.



MathWorks Product Installer

R2021a

Advanced Options ?

LICENSING DESTINATION PRODUCTS OPTIONS CONFIRMATION

Select license

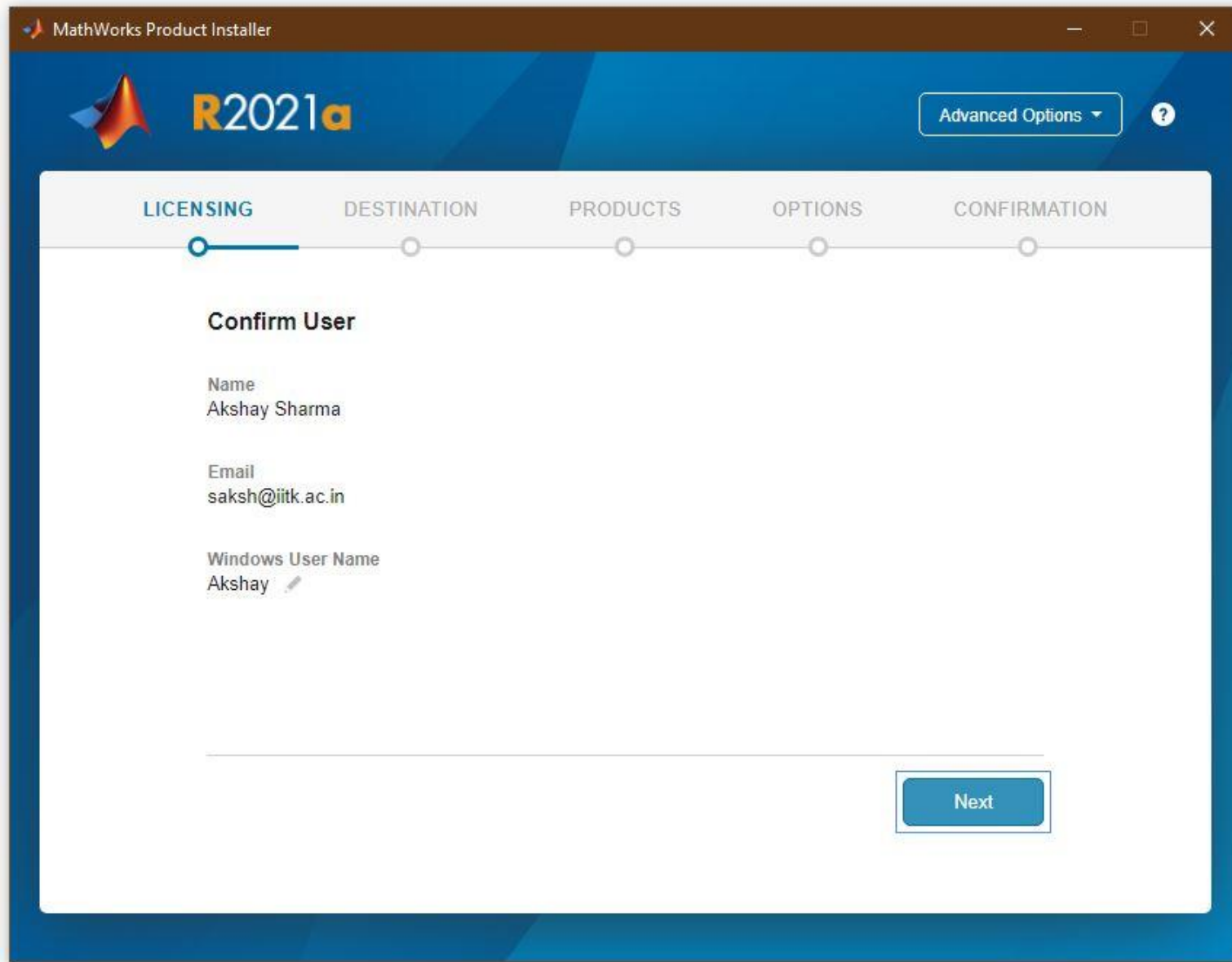
Licenses:

License	Label	License Use and Option
40765629	MATLAB (Individual)	Academic - Total Headcount

Enter Activation Key: ⓘ

Next

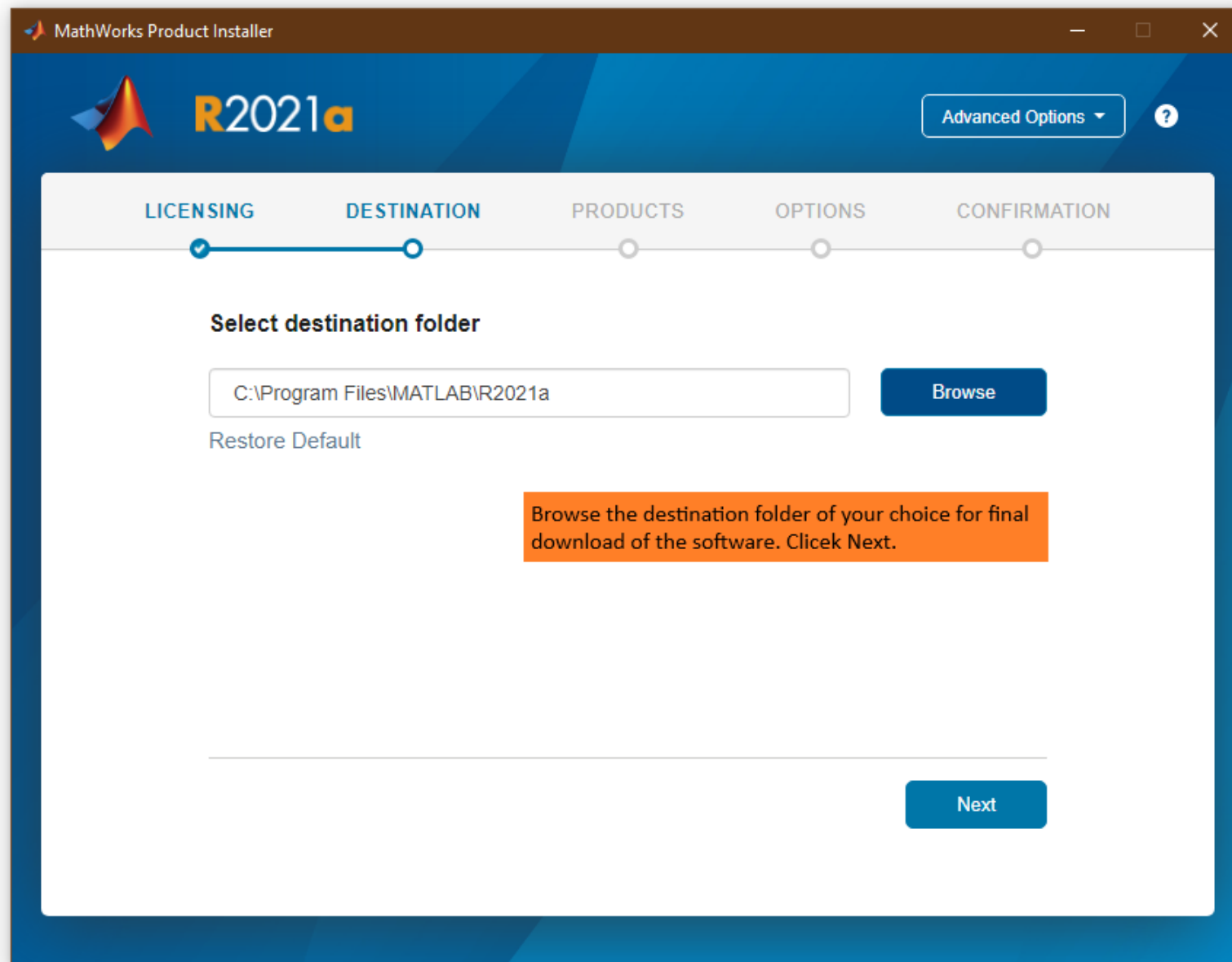
In Select License, Click The MATLAB (Individual) . Click Next.



The image shows a screenshot of the MathWorks Product Installer for R2021a. The window title is "MathWorks Product Installer". The interface features a blue header with the MathWorks logo and "R2021a" text. A progress bar at the top indicates the current step is "LICENSING", followed by "DESTINATION", "PRODUCTS", "OPTIONS", and "CONFIRMATION". The "Confirm User" section displays the following information:

- Name: Akshay Sharma
- Email: saksh@iitk.ac.in
- Windows User Name: Akshay

A "Next" button is located at the bottom right of the window.



The screenshot shows the 'MathWorks Product Installer' window for R2021a. The window title bar includes the product name and standard window controls. The installer interface features a blue header with the R2021a logo and an 'Advanced Options' dropdown. A progress bar at the top indicates the current step is 'DESTINATION', with 'LICENSING' completed and 'PRODUCTS', 'OPTIONS', and 'CONFIRMATION' yet to be reached. The main content area is titled 'Select destination folder' and contains a text input field with the path 'C:\Program Files\MATLAB\R2021a', a 'Browse' button, and a 'Restore Default' link. An orange callout box provides instructions: 'Browse the destination folder of your choice for final download of the software. Click Next.' A 'Next' button is located at the bottom right of the main content area.

MathWorks Product Installer

R2021a

Advanced Options ?

LICENSING DESTINATION PRODUCTS OPTIONS CONFIRMATION

Select destination folder

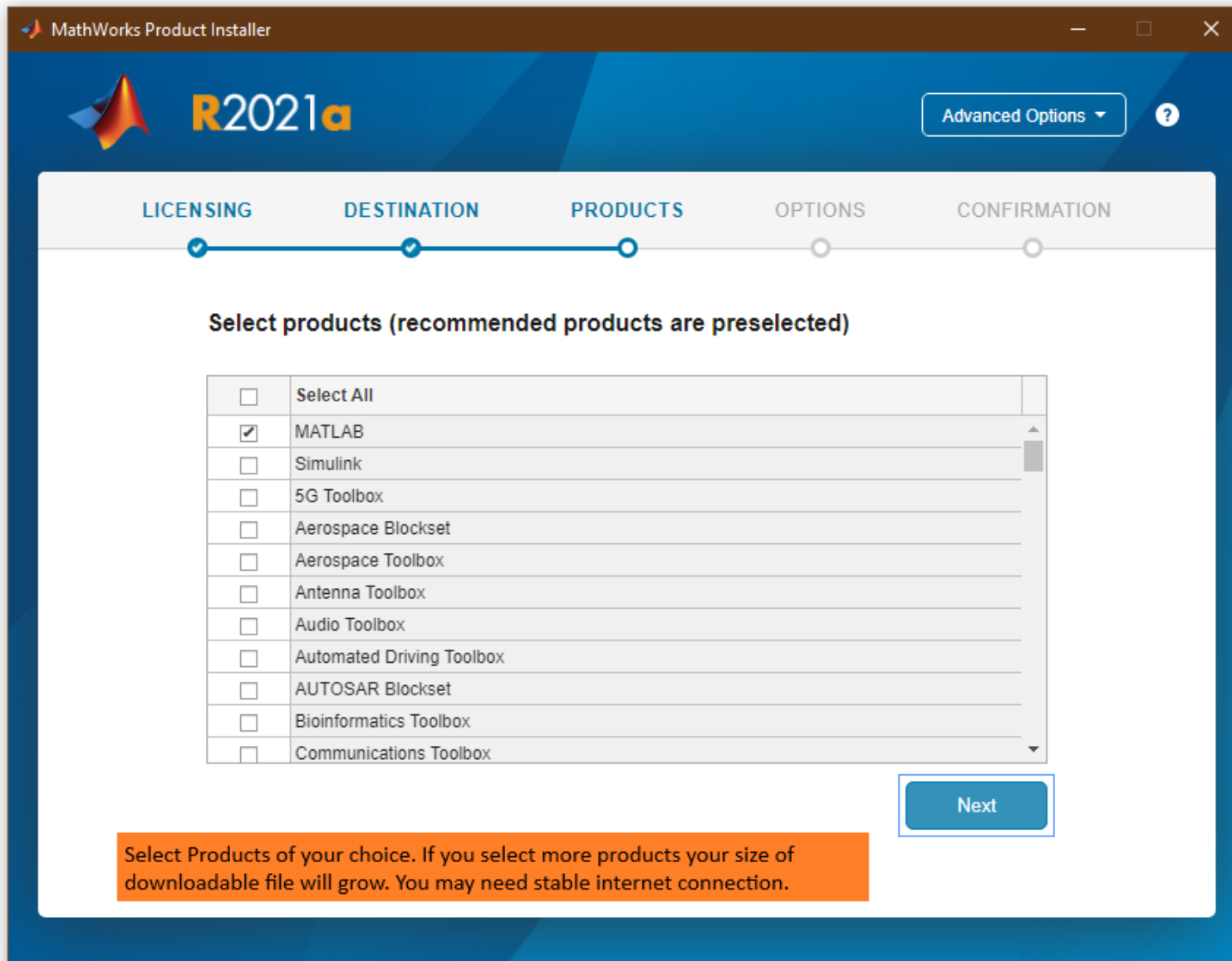
C:\Program Files\MATLAB\R2021a

Browse

Restore Default

Browse the destination folder of your choice for final download of the software. Click Next.

Next



MathWorks Product Installer

R2021a

Advanced Options ?

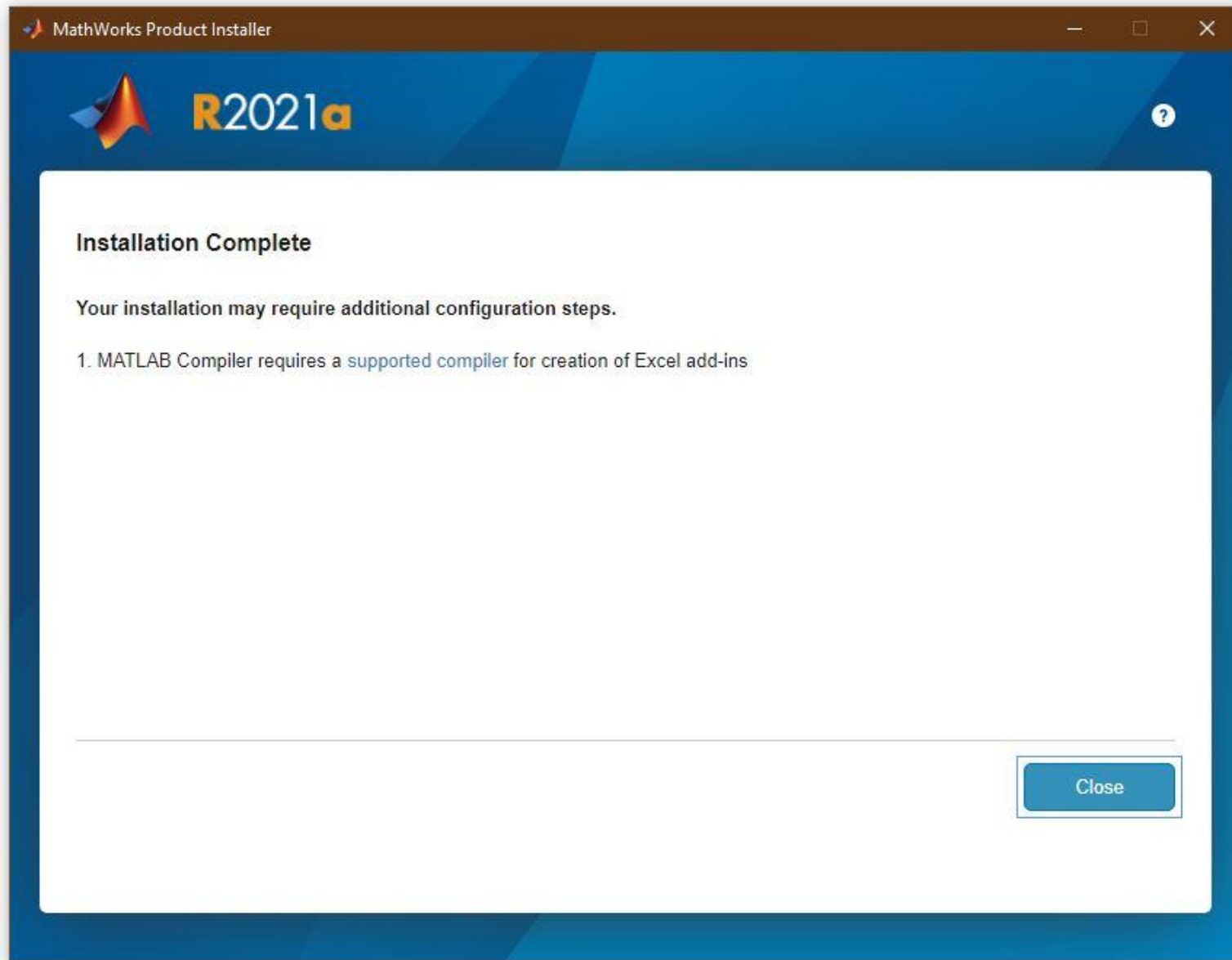
LICENSING DESTINATION PRODUCTS OPTIONS CONFIRMATION

Select products (recommended products are preselected)

<input type="checkbox"/>	Select All
<input checked="" type="checkbox"/>	MATLAB
<input type="checkbox"/>	Simulink
<input type="checkbox"/>	5G Toolbox
<input type="checkbox"/>	Aerospace Blockset
<input type="checkbox"/>	Aerospace Toolbox
<input type="checkbox"/>	Antenna Toolbox
<input type="checkbox"/>	Audio Toolbox
<input type="checkbox"/>	Automated Driving Toolbox
<input type="checkbox"/>	AUTOSAR Blockset
<input type="checkbox"/>	Bioinformatics Toolbox
<input type="checkbox"/>	Communications Toolbox

Next

Select Products of your choice. If you select more products your size of downloadable file will grow. You may need stable internet connection.





IIT KANPUR

Computer Center, Indian Institute of Technology Kanpur

The image shows the MATLAB R2021a - academic use interface. The window title is "MATLAB R2021a - academic use". The interface includes a ribbon with tabs for HOME, PLOTS, and APPS. The HOME tab is active, showing various toolbars for file operations (New, Open, Find Files, Import Data, Save, Open Variable, Clear Workspace), code execution (Analyze Code, Run and Time, Clear Commands), and environment management (Simulink, Layout, Set Path, Parallel, Add-Ons, Help, Community, Request Support, Learn MATLAB). The Command Window is open, showing the command `>> version` and the output `ans = '9.10.0.1739362 (R2021a) Update 5'`. The current directory is `C:\Users\`.